









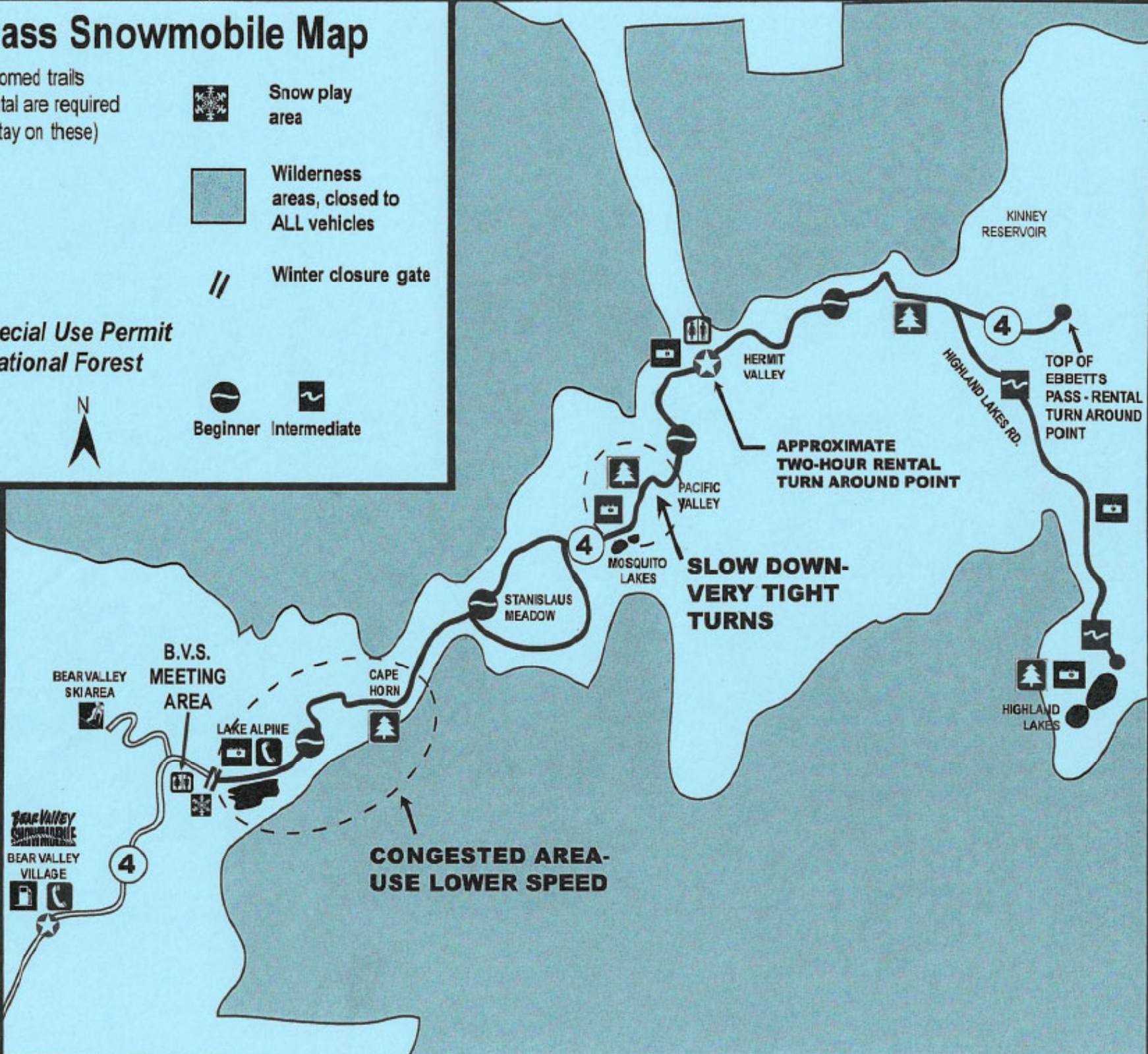
# Ebbetts Pass Snowmobile Map

	Groomed trails (rental are required to stay on these)		Snow play area
	Photo area		Wilderness areas, closed to ALL vehicles
	Scenic area		Winter closure gate

Operated under Special Use Permit  
On Stanislaus National Forest

N

 Beginner  Intermediate



**SLOW DOWN-  
VERY TIGHT  
TURNS**

**CONGESTED AREA-  
USE LOWER SPEED**

**APPROXIMATE  
TWO-HOUR RENTAL  
TURN AROUND POINT**

**COMPLIMENTS  
OF:**

**BEAR VALLEY  
SNOWMOBILE  
SNOWMOBILE**

PO Box 5028 \* ARNOLD, CA. 95223 \* (209)753-2323

